




— *by* —
PRECIOSA
Crystal Components

STICKY CRYSTAL

BY

**PRECIOSA
CRYSTAL COMPONENTS**





ADD A TOUCH
OF LUXURY

WITH
STICKY CRYSTAL
BY
**PRECIOSA
CRYSTAL COMPONENTS**


STICKY CRYSTAL

BY **PRECIOSA CRYSTAL COMPONENTS**

Brought to you directly from the Crystal Valley, STICKY CRYSTAL by PRECIOSA Crystal Components is a completely new and unique way of creating crystal designs with premium crystal components. Easy to use and surprisingly affordable, it can quickly transform any surface and object into an elegantly sparkling work of art.

Working together, **G.S.M. from Italy and PRECIOSA from the Czech Republic** developed a product that changes the way crystal applications are designed, created, and used. Now, when you wish to crystallize your product, you no longer have to tediously attach one stone at a time. Sticky Crystal by PRECIOSA Crystal Components is an innovative adhesive crystal technology that allows you to apply your entire design at once: simply and perfectly every single time.

And, because it can be applied to virtually any surface, crystal is no longer limited to just the fashion industry. Now you can add crystal's luxurious sparkle to practically anything including: jewellery and accessories, furniture & lifestyle products, packaging, beauty and health products, sports, high-tech, office supplies, kitchen and cooking accessories, and food & beverage products. The sky is truly the limit!





PRODUCT FEATURES

1 A UNIQUE PRODUCT

Sticky Crystal by PRECIOSA Crystal Components is a true revolution in crystal decorating technology. It is a ground-breaking and unique self-adhesive product made with your choice of colours and sizes of the popular PRECIOSA MC Chaton VIVA 12® HF. It assures perfect, uniform and flawless adhesion, allowing objects to be precisely, quickly and consistently decorated. The application was designed and patented by Preciosa's Authorised Distributor, G.S.M., an Italian crystal design company, based on over twenty years of their experience in the world of high fashion and crystal components.

2 PREMIUM QUALITY

Sticky Crystal by PRECIOSA Crystal Components is a premium product that meets manufacturers' highest requirements and expectations. The lead-free PRECIOSA MC Chaton Rose VIVA 12® was chosen by G.S.M. and PRECIOSA because it is of the purest, brightest and highest quality. With an exceptional cut and brilliant optical-aesthetic properties, its resilience and high processing quality makes Sticky Crystal by PRECIOSA Crystal Components suitable for applications and use in extreme heat, water, and with detergents and other many other potentially damaging substances.

3 EASY AS 1 – 2 – 3

Decorating items with Sticky Crystal by PRECIOSA Crystal Components is so easy, anyone can do it. Just peel, stick and instantaneously create a sparkingly bejewelled creation! With our simple directions, applying Sticky Crystal by PRECIOSA Crystal Components is a snap. But its ease of use doesn't end there. If you wish to remove it, it will leave no signs or damage to the surface to which it was applied. Your product can thus easily be redecorated!

4 INFINITE POSSIBILITIES

The versatility of Sticky Crystal by PRECIOSA Crystal Components presents an infinite potential for even the most demanding designer, while simplifying production. In our catalogue we offer prefabricated crystal applications, but you can, of course, design your very own custom creation. It is the perfect way to decorate and enrich objects with a singular, stylish elegance and can be applied to an incredibly wide range of industries and objects. With just a bit of imagination you can embellish just about any surface from plastic, to metal, wood, ceramics, glass, and even paper. About the only thing you cannot apply it to is your skin or textiles (for textiles we have our regular Flat Back and Sew-on assortment).

5 ECO-FRIENDLY

PRECIOSA is a European company that believes in preserving the environment. We enforce environmentally safe working conditions and utilize ecologically responsible technologies. You can rely on MC Chaton Rose VIVA 12® by PRECIOSA: it complies with the most stringent international standards (including REACH, RoHS*, OEKO-TEX Standard 100, EN 71-3, CPSIA, CPSC 16 CFR 1303, ASTM F2923-11, ASTM F963-11).

* Except for Citrine, Coral, Garnet, Hyacinth, Light Siam, Olivine, Siam, Sun.

**WITH STICKY CRYSTAL BY
PRECIOSA CRYSTAL COMPONENTS
YOU ARE LIMITED ONLY
BY YOUR IMAGINATION!**


For more information, our product offering, or our photo gallery of inspiration, visit our website at www.preciosa.com or www.stickycrystal.com.

SIZES

MC Chaton Rose

ART. 438 11 110

MC Chaton Rose only in Crystal

 ss 4

MC Chaton Rose VIVA 12®

ART. 438 11 612

 ss 6

 ss 10

 ss 16

 ss 20*

 ss 30*

 ss 34*

 ss 40*

 ss 48*

NOTE:

SS 4 – Applicable for Jewellery Shapes only.

* Applicable for „Single Stone – ART. SC1CPPM0xx/xx“ only.



PRECIOSA products that carry our new Lead-Free Brilliance symbol contain less than 0.009 % lead (< 90 ppm) and are made according to the highest environmental and sustainable manufacturing practices. These premium products meet the most stringent industry standards and international certifications.

COLOURS



Neutral Base / Crystal
02



PMS 7520 C / Crystal
07



PMS 401 C / Crystal
09



PMS 305 C / Crystal
08



PMS 1797 C / Crystal
03



PMS Black 6 C / Crystal
01



PMS 7520 C / Gold Quartz
21



PMS 7520 C / Light Rose
17



PMS 305 C / Aquamarine
18



PMS 312 C / Aqua Bohemica
22



PMS 1585 C / Sun
14



PMS 1797 C / Light Siam
13



PMS 335 C / Emerald
15



PMS 7518 C / Smoked Topaz
16



PMS Black 6 C / Jet
11



PMS 401 C / Crystal Labrador
19



PMS Black 6 C / Jet Hematite
23



PMS 7407 C / Crystal Aurum
20



PMS Black 6 C / Crystal Aurum
24

NOTE:

Slight deviations in colour shades are unavoidable. Shades of coatings may vary depending on the size or shape of the product.







BASIC SHAPES

STRIPS	10
SQUARES	16
RECTANGLES	20
CIRCLES	24
TRIANGLES	28
CURVED STRIPS	32
ZIGZAG STRIPS	38
SINGLE STONES	44


Strips 1 row, ss 6



Strips 2 rows, ss 6



Strips 3 rows, ss 6



Strips, ss 6

Strips 1 row, ss 6

No.	Art.	Colour	Available dimensions	Panel dimensions	Pieces in panel
			MM	MM	
1	SC1 CPSL 001	/xx	3.5×50	260×320	145
2	SC1 CPSL 002	/xx	3.5×100	260×320	72
3	SC1 CPSL 003	/xx	3.5×200	260×320	36
4	SC1 CPSL 004	/xx	3.5×300	260×320	30



Strips 2 rows, ss 6

No.	Art.	Colour	Available dimensions	Panel dimensions	Pieces in panel
			MM	MM	
5	SC1 CPSL 005	/xx	6.4×50	260×320	105
6	SC1 CPSL 006	/xx	6.4×100	260×320	54
7	SC1 CPSL 007	/xx	6.4×200	260×320	27
8	SC1 CPSL 008	/xx	6.4×300	260×320	21


Strips 3 rows, ss 6

No.	Art.	Colour	Available dimensions	Panel dimensions	Pieces in panel
			MM	MM	
9	SC1 CPSL 009	/xx	9.3×50	260×320	85
10	SC1 CPSL 010	/xx	9.3×100	260×320	42
11	SC1 CPSL 011	/xx	9.3×200	260×320	21
12	SC1 CPSL 012	/xx	9.3×300	260×320	17


NOTE:

The images do not represent the real dimensions of the product.


Strips 1 row, ss 10



Strips 2 rows, ss 10



Strips 3 rows, ss 10



Strips, ss 10

Strips 1 row, ss 10

No.	Art.	Colour	Available dimensions	Panel dimensions	Pieces in panel
			MM	MM	
13	SC1 CPSL 013	/xx	4×50	260×320	136
14	SC1 CPSL 014	/xx	4×100	260×320	68
15	SC1 CPSL 015	/xx	4×200	260×320	34
16	SC1 CPSL 016	/xx	4×300	260×320	27

Strips 2 rows, ss 10

No.	Art.	Colour	Available dimensions	Panel dimensions	Pieces in panel
			MM	MM	
17	SC1 CPSL 017	/xx	7.5×50	260×320	96
18	SC1 CPSL 018	/xx	7.5×100	260×320	48
19	SC1 CPSL 019	/xx	7.5×200	260×320	24
20	SC1 CPSL 020	/xx	7.5×300	260×320	19

Strips 3 rows, ss 10


No.	Art.	Colour	Available dimensions	Panel dimensions	Pieces in panel
			MM	MM	
21	SC1 CPSL 021	/xx	11.1×50	260×320	76
22	SC1 CPSL 022	/xx	11.1×100	260×320	38
23	SC1 CPSL 023	/xx	11.1×200	260×320	19
24	SC1 CPSL 024	/xx	11.1×300	260×320	15




NOTE:

The images do not represent the real dimensions of the product.


Strips 1 row, ss 16



Strips 2 rows, ss 16



Strips 3 rows, ss 16



Strips, ss 16

Strips 1 row, ss 16

No.	Art.	Colour	Available dimensions	Panel dimensions	Pieces in panel
			MM	MM	
25	SC1 CPSL 025	/xx	5.3×50	260×320	116
26	SC1 CPSL 026	/xx	5.3×100	260×320	58
27	SC1 CPSL 027	/xx	5.3×200	260×320	29
28	SC1 CPSL 028	/xx	5.3×300	260×320	23

Strips 2 rows, ss 16

No.	Art.	Colour	Available dimensions	Panel dimensions	Pieces in panel
			MM	MM	
29	SC1 CPSL 029	/xx	10.1×50	260×320	80
30	SC1 CPSL 030	/xx	10.1×100	260×320	40
31	SC1 CPSL 031	/xx	10.1×200	260×320	20
32	SC1 CPSL 032	/xx	10.1×300	260×320	16

Strips 3 rows, ss 16

No.	Art.	Colour	Available dimensions	Panel dimensions	Pieces in panel
			MM	MM	
33	SC1 CPSL 033	/xx	14.9×50	260×320	60
34	SC1 CPSL 034	/xx	14.9×100	260×320	30
35	SC1 CPSL 035	/xx	14.9×200	260×320	15
36	SC1 CPSL 036	/xx	14.9×300	260×320	12




NOTE:


The images do not represent the real dimensions of the product.

Squares, ss 6

1



2



3



4



5




6




Squares, ss 10

7



8



9



10



11




12



Squares, ss 16

13



14



15



16



17



Squares

Squares, ss 6

No.	Art.	Colour	Available dimensions	Panel dimensions	Pieces in panel
			MM	MM	
1	SC1 CPFQP 01	/xx	30×30	260×320	56
2	SC1 CPFQP 02	/xx	25×25	260×320	80
3	SC1 CPFQP 03	/xx	20.5×20.5	260×320	108
4	SC1 CPFQP 04	/xx	15.5×15.5	260×320	180
5	SC1 CPFQP 05	/xx	11×11	260×320	285
6	SC1 CPFQP 06	/xx	8.5×8.5	260×320	396

Squares, ss 10

No.	Art.	Colour	Available dimensions	Panel dimensions	Pieces in panel
			MM	MM	
7	SC1 CPFQP 07	/xx	30×30	260×320	56
8	SC1 CPFQP 08	/xx	25×25	260×320	80
9	SC1 CPFQP 09	/xx	20.5×20.5	260×320	108
10	SC1 CPFQP 10	/xx	17×17	260×320	154
11	SC1 CPFQP 11	/xx	11×11	260×320	285
12	SC1 CPFQP 12	/xx	7.5×7.5	260×320	456

Squares, ss 16

No.	Art.	Colour	Available dimensions	Panel dimensions	Pieces in panel
			MM	MM	
13	SC1 CPFQP 13	/xx	30×30	260×320	56
14	SC1 CPFQP 14	/xx	24.5×24.5	260×320	80
15	SC1 CPFQP 15	/xx	19.5×19.5	260×320	120
16	SC1 CPFQP 16	/xx	15×15	260×320	180
17	SC1 CPFQP 17	/xx	10×10	260×320	320




NOTE:


The images do not represent the real dimensions of the product.

Square Frames, ss 6


1



2



3




4




Square Frames, ss 10

5



6



7




8




Square Frames, ss 16


9



10




11



Square Frames

Square Frames, ss 6

No.	Art.	Colour	Available dimensions	Inner dimensions	Panel dimensions	Pieces in panel
			MM	MM	MM	
1	SC1 CPFQC 01	/xx	30×30	23.2×23.2	260×320	56
2	SC1 CPFQC 02	/xx	25×25	18.4×18.4	260×320	80
3	SC1 CPFQC 03	/xx	20.5×20.5	13.9×13.9	260×320	108
4	SC1 CPFQC 04	/xx	15.5×15.5	8.9×8.9	260×320	180



Square Frames, ss 10

No.	Art.	Colour	Available dimensions	Inner dimensions	Panel dimensions	Pieces in panel
			MM	MM	MM	
5	SC1 CPFQC 05	/xx	30×30	21.6×21.6	260×320	56
6	SC1 CPFQC 06	/xx	25×25	16.8×16.8	260×320	80
7	SC1 CPFQC 07	/xx	20.5×20.5	12.3×12.3	260×320	108
8	SC1 CPFQC 08	/xx	17×17	8.8×8.8	260×320	154






Square Frames, ss 16

No.	Art.	Colour	Available dimensions	Inner dimensions	Panel dimensions	Pieces in panel
			MM	MM	MM	
9	SC1 CPFQC 09	/xx	30×30	19.4×19.4	260×320	56
10	SC1 CPFQC 10	/xx	24.5×24.5	13.9×13.9	260×320	80
11	SC1 CPFQC 11	/xx	19.5×19.5	8.9×8.9	260×320	120


NOTE:

The images do not represent the real dimensions of the product.



Rectangles, ss 6



Rectangles, ss 10



Rectangles, ss 16



Rectangles

Rectangles, ss 6

No.	Art.	Colour	Available dimensions	Panel dimensions	Pieces in panel
			MM	MM	
1	SC1 CPFRP 01	/xx	87.7×30	260×320	21
2	SC1 CPFRP 02	/xx	73.2×25	260×320	30
3	SC1 CPFRP 03	/xx	59.8×20.5	260×320	36
4	SC1 CPFRP 04	/xx	44.8×15.5	260×320	72
5	SC1 CPFRP 05	/xx	31.5×11	260×320	120
6	SC1 CPFRP 06	/xx	24.1×8.5	260×320	180



Rectangles, ss 10

No.	Art.	Colour	Available dimensions	Panel dimensions	Pieces in panel
			MM	MM	
7	SC1 CPFRP 07	/xx	87.7×30	260×320	21
8	SC1 CPFRP 08	/xx	73.7×25	260×320	30
9	SC1 CPFRP 09	/xx	59.8×20.5	260×320	36
10	SC1 CPFRP 10	/xx	49.2×17	260×320	55
11	SC1 CPFRP 11	/xx	31.7×11	260×320	120
12	SC1 CPFRP 12	/xx	21.1×7.5	260×320	216

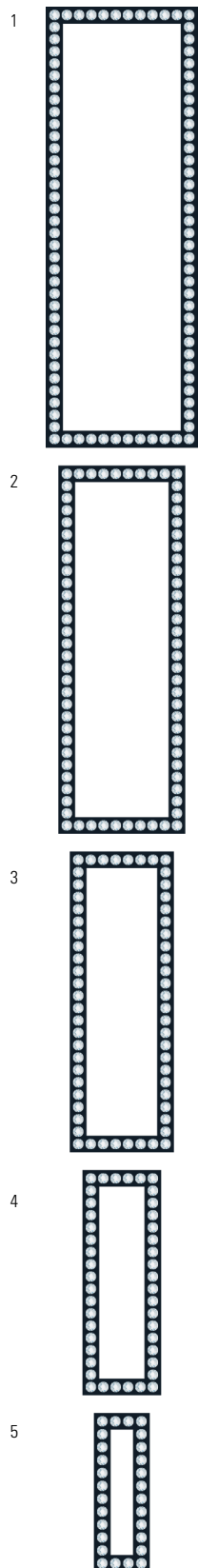
Rectangles, ss 16

No.	Art.	Colour	Available dimensions	Panel dimensions	Pieces in panel
			MM	MM	
13	SC1 CPFRP 13	/xx	89.2×30	260×320	21
14	SC1 CPFRP 14	/xx	72.5×24.5	260×320	30
15	SC1 CPFRP 15	/xx	57.3×19.5	260×320	40
16	SC1 CPFRP 16	/xx	44×15	260×320	75
17	SC1 CPFRP 17	/xx	28.8×10	260×320	144

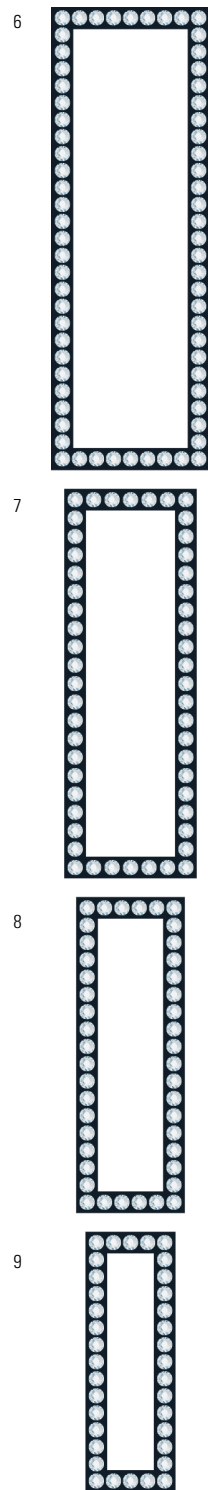
NOTE:

The images do not represent the real dimensions of the product.


Rectangular Frames, ss 6



Rectangular Frames, ss 10



Rectangular Frames, ss 16



Rectangular Frames

Rectangular Frames, ss 6

No.	Art.	Colour	Available dimensions	Inner dimensions	Panel dimensions	Pieces in panel
			MM	MM	MM	
1	SC1 CPFRC 01	/xx	87.7×30	81.1×23.2	260×320	21
2	SC1 CPFRC 02	/xx	73.2×25	66.6×18.4	260×320	30
3	SC1 CPFRC 03	/xx	59.8×20.5	53.2×13.9	260×320	36
4	SC1 CPFRC 04	/xx	44.8×15.5	38.2×8.9	260×320	72
5	SC1 CPFRC 05	/xx	31.5×11	24.9×4.4	260×320	120

Rectangular Frames, ss 10

No.	Art.	Colour	Available dimensions	Inner dimensions	Panel dimensions	Pieces in panel
			MM	MM	MM	
6	SC1 CPFRC 06	/xx	87.7×30	83.7×21.6	260×320	21
7	SC1 CPFRC 07	/xx	73.7×25	69.7×16.8	260×320	30
8	SC1 CPFRC 08	/xx	59.8×20.5	51.7×12.3	260×320	36
9	SC1 CPFRC 09	/xx	49.2×17	41.1×8.8	260×320	55

Rectangular Frames, ss 16

No.	Art.	Colour	Available dimensions	Inner dimensions	Panel dimensions	Pieces in panel
			MM	MM	MM	
10	SC1 CPFRC 10	/xx	89.2×30	83.9×19.4	260×320	21
11	SC1 CPFRC 11	/xx	72.5×24.5	67.2×13.9	260×320	30
12	SC1 CPFRC 12	/xx	57.3×19.5	52×8.9	260×320	40
13	SC1 CPFRC 13	/xx	44×15	38.7×4.4	260×320	75




NOTE:

The images do not represent the real dimensions of the product.

Circles, ss 6

1



2



3



4



5



6



Circles, ss 10

7



8



9



10



11



Circles, ss 16

12



13



14



15



Circles

Circles, ss 6

No.	Art.	Colour	Available diameters	Panel dimensions	Pieces in panel
			MM	MM	
1	SC1 CPFCP 01	/xx	30	260×320	56
2	SC1 CPFCP 02	/xx	25	260×320	80
3	SC1 CPFCP 03	/xx	20	260×320	108
4	SC1 CPFCP 04	/xx	16	260×320	154
5	SC1 CPFCP 05	/xx	11	260×320	285
6	SC1 CPFCP 06	/xx	8	260×320	437

Circles, ss 10


No.	Art.	Colour	Available diameters	Panel dimensions	Pieces in panel
			MM	MM	
7	SC1 CPFCP 07	/xx	30	260×320	56
8	SC1 CPFCP 08	/xx	25	260×320	80
9	SC1 CPFCP 09	/xx	20	260×320	108
10	SC1 CPFCP 10	/xx	16	260×320	154
11	SC1 CPFCP 11	/xx	11	260×320	285

Circles, ss 16

No.	Art.	Colour	Available diameters	Panel dimensions	Pieces in panel
			MM	MM	
12	SC1 CPFCP 12	/xx	33	260×320	48
13	SC1 CPFCP 13	/xx	27	260×320	63
14	SC1 CPFCP 14	/xx	22	260×320	99
15	SC1 CPFCP 15	/xx	16	260×320	154


NOTE:

The images do not represent the real dimensions of the product.




Rings, ss 6

1



2



3



4



5



Rings, ss 10

6



7



8



9



Rings, ss 16

10



11



12



13



Rings

Rings, ss 6

No.	Art.	Colour	Available diameters	Inner diameters	Panel dimensions	Pieces in panel
			MM	MM	MM	
1	SC1 CPFCC 01	/xx	30	23.4	260×320	56
2	SC1 CPFCC 02	/xx	25	18.5	260×320	80
3	SC1 CPFCC 03	/xx	20	13.4	260×320	108
4	SC1 CPFCC 04	/xx	16	9.3	260×320	154
5	SC1 CPFCC 05	/xx	11	4.4	260×320	285

Rings, ss 10

No.	Art.	Colour	Available diameters	Inner diameters	Panel dimensions	Pieces in panel
			MM	MM	MM	
6	SC1 CPFCC 06	/xx	30	21.8	260×320	56
7	SC1 CPFCC 07	/xx	25	16.8	260×320	80
8	SC1 CPFCC 08	/xx	20	11.8	260×320	108
9	SC1 CPFCC 09	/xx	16	7.8	260×320	154

Rings, ss 16

No.	Art.	Colour	Available diameters	Inner diameters	Panel dimensions	Pieces in panel
			MM	MM	MM	
10	SC1 CPFCC 10	/xx	33	22.4	260×320	48
11	SC1 CPFCC 11	/xx	27	16.3	260×320	63
12	SC1 CPFCC 12	/xx	22	11.4	260×320	99
13	SC1 CPFCC 13	/xx	16	5.3	260×320	154




NOTE:

The images do not represent the real dimensions of the product.

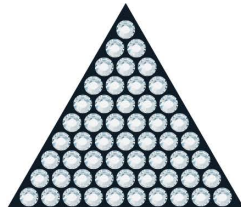
Triangles, ss 6

1




Triangles, ss 10

7




Triangles, ss 16


13




2




8




14




3



9



15



4



10



16



5



11



17



6



12



18



Triangles

Triangles, ss 6

No.	Art.	Colour	Available dimensions	Panel dimensions	Pieces in panel
			MM	MM	
1	SC1 CPFTP 01	/xx	36×31.2	260×320	72
2	SC1 CPFTP 02	/xx	30×26	260×320	110
3	SC1 CPFTP 03	/xx	24×20.8	260×320	156
4	SC1 CPFTP 04	/xx	18×15.6	260×320	240
5	SC1 CPFTP 05	/xx	13×11.3	260×320	342
6	SC1 CPFTP 06	/xx	11×9.5	260×320	441

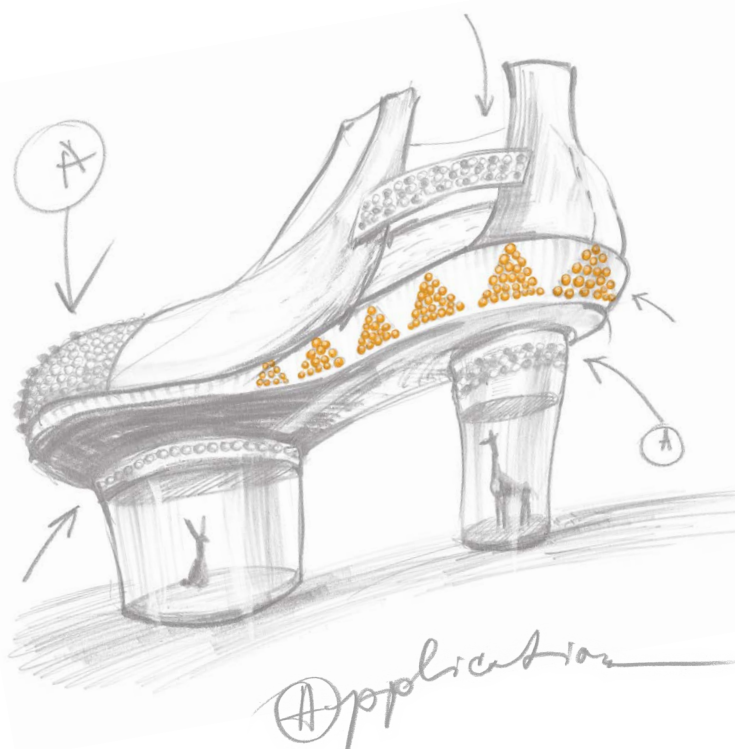
Triangles, ss 10

No.	Art.	Colour	Available dimensions	Panel dimensions	Pieces in panel
			MM	MM	
7	SC1 CPFTP 07	/xx	37×32	260×320	72
8	SC1 CPFTP 08	/xx	30×26	260×320	110
9	SC1 CPFTP 09	/xx	24×20.8	260×320	156
10	SC1 CPFTP 10	/xx	20×17.3	260×320	195
11	SC1 CPFTP 11	/xx	14×12.1	260×320	324
12	SC1 CPFTP 12	/xx	10.5×9.1	260×320	441



Triangles, ss 16

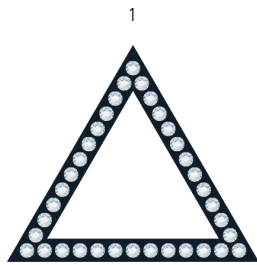
No.	Art.	Colour	Available dimensions	Panel dimensions	Pieces in panel
			MM	MM	
13	SC1 CPFTP 13	/xx	45×39	260×320	56
14	SC1 CPFTP 14	/xx	37×32	260×320	72
15	SC1 CPFTP 15	/xx	32×27.7	260×320	90
16	SC1 CPFTP 16	/xx	23×19.9	260×320	168
17	SC1 CPFTP 17	/xx	18.5×16	260×320	224
18	SC1 CPFTP 18	/xx	14×12.1	260×320	324



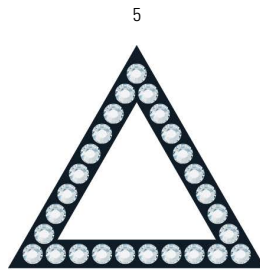
NOTE:

The images do not represent the real dimensions of the product.



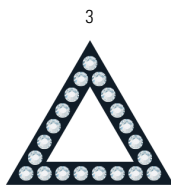
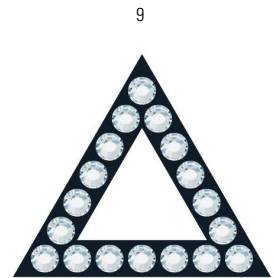
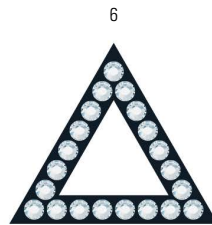
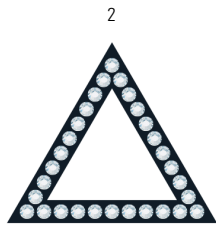
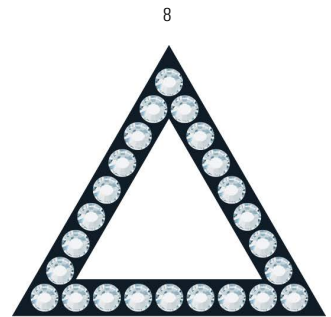
Triangular Frames, ss 6



Triangular Frames, ss 10



Triangular Frames, ss 16



Triangular Frames

Triangular Frames, ss 6

No.	Art.	Colour	Available dimensions	Inner dimensions	Panel dimensions	Pieces in panel
			MM	MM	MM	
1	SC1 CPFTC 01	/xx	36×31.2	24.5×21.2	260×320	72
2	SC1 CPFTC 02	/xx	30×26	18.6×16.1	260×320	110
3	SC1 CPFTC 03	/xx	24×20.8	12.5×10.8	260×320	156
4	SC1 CPFTC 04	/xx	18×15.6	6.6×5.7	260×320	240

Triangular Frames, ss 10

No.	Art.	Colour	Available dimensions	Inner dimensions	Panel dimensions	Pieces in panel
			MM	MM	MM	
5	SC1 CPFTC 05	/xx	37×32	22.8×19.7	260×320	72
6	SC1 CPFTC 06	/xx	30×26	15.8×13.7	260×320	110
7	SC1 CPFTC 07	/xx	24×20.8	9.8×8.5	260×320	156




Triangular Frames, ss 16

No.	Art.	Colour	Available dimensions	Inner dimensions	Panel dimensions	Pieces in panel
			MM	MM	MM	
08	SC1 CPFTC 08	/xx	45×39	26.7×23.1	260×320	56
09	SC1 CPFTC 09	/xx	37×32	18.6×16.1	260×320	72
10	SC1 CPFTC 10	/xx	32×27.7	13.7×11.8	260×320	90


NOTE:

The images do not represent the real dimensions of the product.


Curved Strips 1 row, ss 6



Curved Strips 2 rows, ss 6



Curved Strips 3 rows, ss 6



Curved Strips, ss 6

Curved Strips 1 row, ss 6

No.	Art.	Colour	Available dimensions	Panel dimensions	Pieces in panel
			MM	MM	
1	SC1 CPSC 001	/xx	3.3×300	260×320	26
2	SC1 CPSC 002	/xx	3.3×190	260×320	34

Curved Strips 2 rows, ss 6

No.	Art.	Colour	Available dimensions	Panel dimensions	Pieces in panel
			MM	MM	
3	SC1 CPSC 003	/xx	5.8×190	260×320	25
4	SC1 CPSC 004	/xx	5.8×300	260×320	20

Curved Strips 3 rows, ss 6

No.	Art.	Colour	Available dimensions	Panel dimensions	Pieces in panel
			MM	MM	
5	SC1 CPSC 005	/xx	8.4×300	260×320	16
6	SC1 CPSC 006	/xx	8.4×190	260×320	20

NOTE:

The images do not represent the real dimensions of the product.


Curved Strips 1 row, ss 10



Curved Strips 2 rows, ss 10



Curved Strips 3 rows, ss 10



Curved Strips, ss 10

Curved Strips 1 row, ss 10

No.	Art.	Colour	Available dimensions	Panel dimensions	Pieces in panel
			MM	MM	
7	SC1 CPSC 007	/xx	4.1×190	260×320	34
8	SC1 CPSC 008	/xx	4.1×300	260×320	23

Curved Strips 2 rows, ss 10

No.	Art.	Colour	Available dimensions	Panel dimensions	Pieces in panel
			MM	MM	
9	SC1 CPSC 009	/xx	7.3×300	260×320	17
10	SC1 CPSC 010	/xx	7.3×190	260×320	23

Curved Strips 3 rows, ss 10

No.	Art.	Colour	Available dimensions	Panel dimensions	Pieces in panel
			MM	MM	
11	SC1 CPSC 011	/xx	10.5×190	260×320	17
12	SC1 CPSC 012	/xx	10.5×300	260×320	13

NOTE:

The images do not represent the real dimensions of the product.

Curved Strips 1 row, ss 16



Curved Strips 2 rows, ss 16



Curved Strips 3 rows, ss 16



Curved Strips, ss 16

Curved Strips 1 row, ss 16

No.	Art.	Colour	Available dimensions	Panel dimensions	Pieces in panel
			MM	MM	
13	SC1 CPSC 013	/xx	5.3×300	260×320	22
14	SC1 CPSC 014	/xx	5.3×190	260×320	28

Curved Strips 2 rows, ss 16

No.	Art.	Colour	Available dimensions	Panel dimensions	Pieces in panel
			MM	MM	
15	SC1 CPSC 015	/xx	9.5×190	260×320	19
16	SC1 CPSC 016	/xx	9.5×300	260×320	15

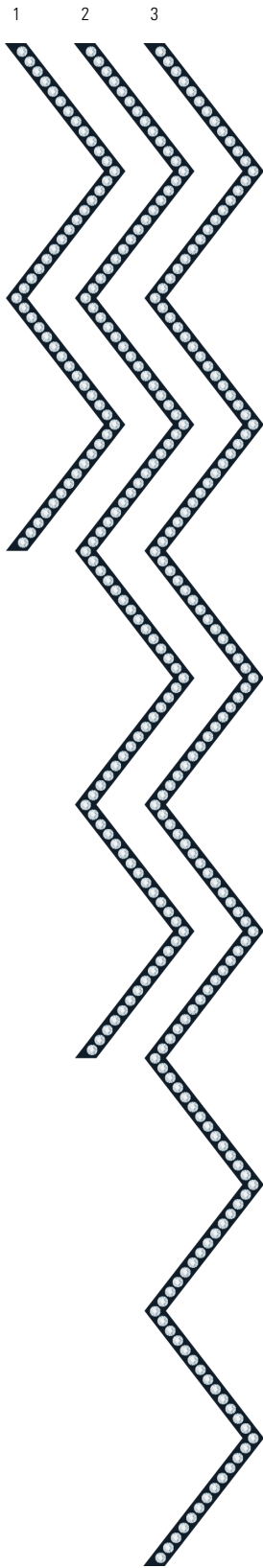
Curved Strips 3 rows, ss 16

No.	Art.	Colour	Available dimensions	Panel dimensions	Pieces in panel
			MM	MM	
17	SC1 CPSC 017	/xx	13.9×300	260×320	11
18	SC1 CPSC 018	/xx	13.9×190	260×320	14


NOTE:

The images do not represent the real dimensions of the product.


Zigzag Strips 1 row, ss 6



Zigzag Strips 2 rows, ss 6



Zigzag Strips 3 rows, ss 6



Zigzag Strips, ss 6

Zigzag Strips 1 row, ss 6

No.	Art.	Colour	Available dimensions	Panel dimensions	Pieces in panel
			MM	MM	
1	SC1 CPSZ 001	/xx	3.3×100	260×320	62
2	SC1 CPSZ 002	/xx	3.3×200	260×320	31
3	SC1 CPSZ 003	/xx	3.3×300	260×320	24

Zigzag Strips 2 rows, ss 6

No.	Art.	Colour	Available dimensions	Panel dimensions	Pieces in panel
			MM	MM	
4	SC1 CPSZ 004	/xx	5.8×300	260×320	18
5	SC1 CPSZ 005	/xx	5.8×200	260×320	23
6	SC1 CPSZ 006	/xx	5.8×100	260×320	44

Zigzag Strips 3 rows, ss 6


No.	Art.	Colour	Available dimensions	Panel dimensions	Pieces in panel
			MM	MM	
7	SC1 CPSZ 007	/xx	8.4×100	260×320	36
8	SC1 CPSZ 008	/xx	8.4×200	260×320	18
9	SC1 CPSZ 009	/xx	8.4×300	260×320	14




NOTE:

The images do not represent the real dimensions of the product.


Zigzag Strips 1 row, ss 10



Zigzag Strips 2 rows, ss 10



Zigzag Strips 3 rows, ss 10



Zigzag Strips, ss 10

Zigzag Strips 1 row, ss 10

No.	Art.	Colour	Available dimensions	Panel dimensions	Pieces in panel
			MM	MM	
10	SC1 CPSZ 010	/xx	4.1×300	260×320	22
11	SC1 CPSZ 011	/xx	4.1×200	260×320	28
12	SC1 CPSZ 012	/xx	4.1×100	260×320	56

Zigzag Strips 2 rows, ss 10

No.	Art.	Colour	Available dimensions	Panel dimensions	Pieces in panel
			MM	MM	
13	SC1 CPSZ 013	/xx	7.4×100	260×320	38
14	SC1 CPSZ 014	/xx	7.4×200	260×320	19
15	SC1 CPSZ 015	/xx	7.4×300	260×320	15

Zigzag Strips 3 rows, ss 10


No.	Art.	Colour	Available dimensions	Panel dimensions	Pieces in panel
			MM	MM	
16	SC1 CPSZ 016	/xx	10.7×300	260×320	12
17	SC1 CPSZ 017	/xx	10.7×200	260×320	15
18	SC1 CPSZ 018	/xx	10.7×100	260×320	30




NOTE:

The images do not represent the real dimensions of the product.


Zigzag Strips 1 row, ss 16



Zigzag Strips 2 rows, ss 16



Zigzag Strips 3 rows, ss 16



Zigzag Strips, ss 16

Zigzag Strips 1 row, ss 16

No.	Art.	Colour	Available dimensions	Panel dimensions	Pieces in panel
			MM	MM	
19	SC1 CPSZ 019	/xx	5.2×100	260×320	48
20	SC1 CPSZ 020	/xx	5.2×200	260×320	24
21	SC1 CPSZ 021	/xx	5.2×300	260×320	19

Zigzag Strips 2 rows, ss 16

No.	Art.	Colour	Available dimensions	Panel dimensions	Pieces in panel
			MM	MM	
22	SC1 CPSZ 022	/xx	9.6×300	260×320	13
23	SC1 CPSZ 023	/xx	9.6×200	260×320	16
24	SC1 CPSZ 024	/xx	9.6×100	260×320	32

Zigzag Strips 3 rows, ss 16

No.	Art.	Colour	Available dimensions	Panel dimensions	Pieces in panel
			MM	MM	
25	SC1 CPSZ 025	/xx	14×100	260×320	24
26	SC1 CPSZ 026	/xx	14×200	260×320	12
27	SC1 CPSZ 027	/xx	14×300	260×320	9

NOTE:

The images do not represent the real dimensions of the product.

MC Chaton Rose VIVA 12[®], ss 48



1

MC Chaton Rose VIVA 12[®], ss 40



2

MC Chaton Rose VIVA 12[®], ss 34



3

MC Chaton Rose VIVA 12[®], ss 30



4

MC Chaton Rose VIVA 12[®], ss 20



5

Single Stones

Single Stones

No.	Art.	Colour	Available dimensions		Panel dimensions	Pieces in panel
			SS	MM	MM	
1	SC1 CPPM 001	/xx	ss 48	11.9	260×320	285
2	SC1 CPPM 002	/xx	ss 40	9.3	260×320	396
3	SC1 CPPM 003	/xx	ss 34	8	260×320	594
4	SC1 CPPM 004	/xx	ss 30	7.2	260×320	667
5	SC1 CPPM 005	/xx	ss 20	5.3	260×320	980







JEWELLERY SHAPES

NAVETTES, DROPS, ISOSCELES TRIANGLES 48

Jewellery Shapes, ss 4



Jewellery Shapes, ss 6



Jewellery Shapes

Jewellery Shapes, ss 4

No.	Shape	Art.	Colour	Available dimensions	Panel dimensions	Pieces in panel
				MM	MM	
1	Navette	SC1 CPFNP 01	/xx	10×5	260×320	456
2	Drop	SC1 CPFDP 01	/xx	10×6	260×320	440
3	Isosceles Triangle	SC1 CPFIP 01	/xx	15×7.7	260×320	377

Available Colours



Neutral Base / Crystal
02



PMS 7520 C / Crystal
07



PMS 401 C / Crystal
09



PMS 305 C / Crystal
08



PMS 1797 C / Crystal
03



PMS Black 6 C / Crystal
01

Jewellery Shapes, ss 6

No.	Shape	Art.	Colour	Available dimensions	Panel dimensions	Pieces in panel
				MM	MM	
4	Navette	SC1 CPFNP 02	/xx	15×7	260×320	300
5	Drop	SC1 CPFDP 02	/xx	13×7.8	260×320	304
6	Isosceles Triangle	SC1 CPFIP 02	/xx	15×7.7	260×320	377

NOTE:

In case of Jewellery Shapes, ss6, you can choose any colour from the colour chart at page 7.








LETTERS AND NUMBERS

LETTERS	52
NUMBERS	58

Medium Size Alphabet, ss 6



Medium Size Alphabet










Medium Size Alphabet, ss 6

No.	Letter	Art.	Colour	Available dimensions	Panel dimensions	Pieces in panel
				MM	MM	
1	A	SC1 CPAM 001	/xx	17.4×18.1	260×320	195
2	B	SC1 CPAM 002	/xx	11.3×18.1	260×320	182
3	C	SC1 CPAM 003	/xx	17.5×19	260×320	120
4	D	SC1 CPAM 004	/xx	14.1×18.1	260×320	156
5	E	SC1 CPAM 005	/xx	9.8×18.1	260×320	208
6	F	SC1 CPAM 006	/xx	8.9×18.1	260×320	221
7	G	SC1 CPAM 007	/xx	18.8×19	260×320	120
8	H	SC1 CPAM 008	/xx	13×18.1	260×320	169
9	I	SC1 CPAM 009	/xx	3.4×19	260×320	377
10	J	SC1 CPAM 010	/xx	9.5×18.5	260×320	192
11	K	SC1 CPAM 011	/xx	13.1×18.1	260×320	169
12	L	SC1 CPAM 012	/xx	8.4×18.1	260×320	198
13	M	SC1 CPAM 013	/xx	21.2×18.1	260×320	130
14	N	SC1 CPAM 014	/xx	14.5×18.1	260×320	143
15	O	SC1 CPAM 015	/xx	18.8×19	260×320	120
16	P	SC1 CPAM 016	/xx	10.7×18.1	260×320	182
17	Q	SC1 CPAM 017	/xx	19.5×20	260×320	120
18	R	SC1 CPAM 018	/xx	11.6×18.1	260×320	195
19	S	SC1 CPAM 019	/xx	11.4×19	260×320	168
20	T	SC1 CPAM 020	/xx	10×18.1	260×320	260
21	U	SC1 CPAM 021	/xx	12.2×18.5	260×320	168
22	V	SC1 CPAM 022	/xx	16.2×18.1	260×320	208
23	W	SC1 CPAM 023	/xx	21.3×18.1	260×320	130
24	X	SC1 CPAM 024	/xx	16.1×18.1	260×320	143
25	Y	SC1 CPAM 025	/xx	14×18.1	260×320	221
26	Z	SC1 CPAM 026	/xx	11.5×18.1	260×320	195

NOTE:

The images do not represent the real dimensions of the product.

Large Size Alphabet, ss 10



Large Size Alphabet

Large Size Alphabet, ss 10

No.	Letter	Art.	Colour	Available dimensions	Panel dimensions	Pieces in panel
				MM	MM	
1	A	SC1 CPAG 001	/xx	21.8×22.6	260×320	132
2	B	SC1 CPAG 002	/xx	14.2×22.6	260×320	132
3	C	SC1 CPAG 003	/xx	21.9×23.7	260×320	80
4	D	SC1 CPAG 004	/xx	17.9×22.6	260×320	145
5	E	SC1 CPAG 005	/xx	12.3×22.6	260×320	154
6	F	SC1 CPAG 006	/xx	11.2×22.6	260×320	165
7	G	SC1 CPAG 007	/xx	23.5×23.7	260×320	80
8	H	SC1 CPAG 008	/xx	16.2×22.6	260×320	121
9	I	SC1 CPAG 009	/xx	4.2×22.6	260×320	286
10	J	SC1 CPAG 010	/xx	11.9×23.2	260×320	140
11	K	SC1 CPAG 011	/xx	16.4×22.6	260×320	121
12	L	SC1 CPAG 012	/xx	12.2×22.6	260×320	154
13	M	SC1 CPAG 013	/xx	26.6×22.6	260×320	88
14	N	SC1 CPAG 014	/xx	18.1×22.6	260×320	110
15	O	SC1 CPAG 015	/xx	23.5×23.7	260×320	80
16	P	SC1 CPAG 016	/xx	13.4×22.6	260×320	143
17	Q	SC1 CPAG 017	/xx	24.4×25	260×320	80
18	R	SC1 CPAG 018	/xx	14.5×22.6	260×320	132
19	S	SC1 CPAG 019	/xx	14.5×23.7	260×320	120
20	T	SC1 CPAG 020	/xx	12.5×22.6	260×320	187
21	U	SC1 CPAG 021	/xx	15.3×23.2	260×320	120
22	V	SC1 CPAG 022	/xx	20.3×22.6	260×320	143
23	W	SC1 CPAG 023	/xx	26.7×22.6	260×320	99
24	X	SC1 CPAG 024	/xx	20.1×22.6	260×320	99
25	Y	SC1 CPAG 025	/xx	17.6×22.6	260×320	154
26	Z	SC1 CPAG 026	/xx	14.3×22.6	260×320	143

NOTE:

The images do not represent the real dimensions of the product.

Italic Alphabet, ss 6 + ss 10



Italic Alphabet


Italic Alphabet, ss 6 + ss 10

No.	Letter	Art.	Colour	Available dimensions	Panel dimensions	Pieces in panel
				MM	MM	
1	A	SC1 CPAC 001	/xx	24×24.8	260×320	80
2	B	SC1 CPAC 002	/xx	25.5×25.2	260×320	80
3	C	SC1 CPAC 003	/xx	19.7×25.1	260×320	100
4	D	SC1 CPAC 004	/xx	25.2×24.7	260×320	80
5	E	SC1 CPAC 005	/xx	18.2×25.1	260×320	100
6	F	SC1 CPAC 006	/xx	20.8×25.3	260×320	100
7	G	SC1 CPAC 007	/xx	22×32.7	260×320	72
8	H	SC1 CPAC 008	/xx	30.1×25.1	260×320	70
9	I	SC1 CPAC 009	/xx	20.8×24.7	260×320	110
10	J	SC1 CPAC 010	/xx	19×30.4	260×320	88
11	K	SC1 CPAC 011	/xx	29×24.6	260×320	70
12	L	SC1 CPAC 012	/xx	21.9×25	260×320	90
13	M	SC1 CPAC 013	/xx	34.1×24.6	260×320	60
14	N	SC1 CPAC 014	/xx	29.2×24.7	260×320	80
15	O	SC1 CPAC 015	/xx	20.8×25.2	260×320	90
16	P	SC1 CPAC 016	/xx	22.9×24.8	260×320	90
17	Q	SC1 CPAC 017	/xx	23.1×24.7	260×320	80
18	R	SC1 CPAC 018	/xx	27.3×25	260×320	70
19	S	SC1 CPAC 019	/xx	18.2×24.7	260×320	110
20	T	SC1 CPAC 020	/xx	22.4×24.7	260×320	110
21	U	SC1 CPAC 021	/xx	26.5×24.5	260×320	80
22	V	SC1 CPAC 022	/xx	22.1×25	260×320	90
23	W	SC1 CPAC 023	/xx	31.5×24.7	260×320	60
24	X	SC1 CPAC 024	/xx	24.6×24.6	260×320	80
25	Y	SC1 CPAC 025	/xx	26.9×32.7	260×320	64
26	Z	SC1 CPAC 026	/xx	20.8×24.3	260×320	90


NOTE:

The images do not represent the real dimensions of the product.


Medium Size Numbers, ss 6



Large Size Numbers, ss 10



Italic Numbers, ss 6 + ss 10



Numbers

Medium Size Numbers, ss 6

No.	Digit	Art.	Colour	Available dimensions	Panel dimensions	Pieces in panel
				MM	MM	
1	0	SC1 CPNM 001	/xx	12.6×18.9	260×320	156
2	1	SC1 CPNM 002	/xx	7.7×18	260×320	234
3	2	SC1 CPNM 003	/xx	12.4×18.4	260×320	182
4	3	SC1 CPNM 004	/xx	12.4×18.9	260×320	168
5	4	SC1 CPNM 005	/xx	12.8×18.4	260×320	169
6	5	SC1 CPNM 006	/xx	12.2×18.4	260×320	182
7	6	SC1 CPNM 007	/xx	11.3×18.9	260×320	180
8	7	SC1 CPNM 008	/xx	11.8×18.4	260×320	216
9	8	SC1 CPNM 009	/xx	12.5×18.9	260×320	168
10	9	SC1 CPNM 010	/xx	11.3×18.9	260×320	180



Large Size Numbers, ss 10


No.	Digit	Art.	Colour	Available dimensions	Panel dimensions	Pieces in panel
				MM	MM	
1	0	SC1 CPNG 001	/xx	15.1×22.6	260×320	132
2	1	SC1 CPNG 002	/xx	9.3×21.5	260×320	187
3	2	SC1 CPNG 003	/xx	14.9×22	260×320	132
4	3	SC1 CPNG 004	/xx	14.8×22.6	260×320	132
5	4	SC1 CPNG 005	/xx	15.3×22	260×320	132
6	5	SC1 CPNG 006	/xx	14.7×22	260×320	132
7	6	SC1 CPNG 007	/xx	13.5×22.6	260×320	143
8	7	SC1 CPNG 008	/xx	14.1×22	260×320	176
9	8	SC1 CPNG 009	/xx	14.9×22.6	260×320	132
10	9	SC1 CPNG 010	/xx	13.5×22.6	260×320	143

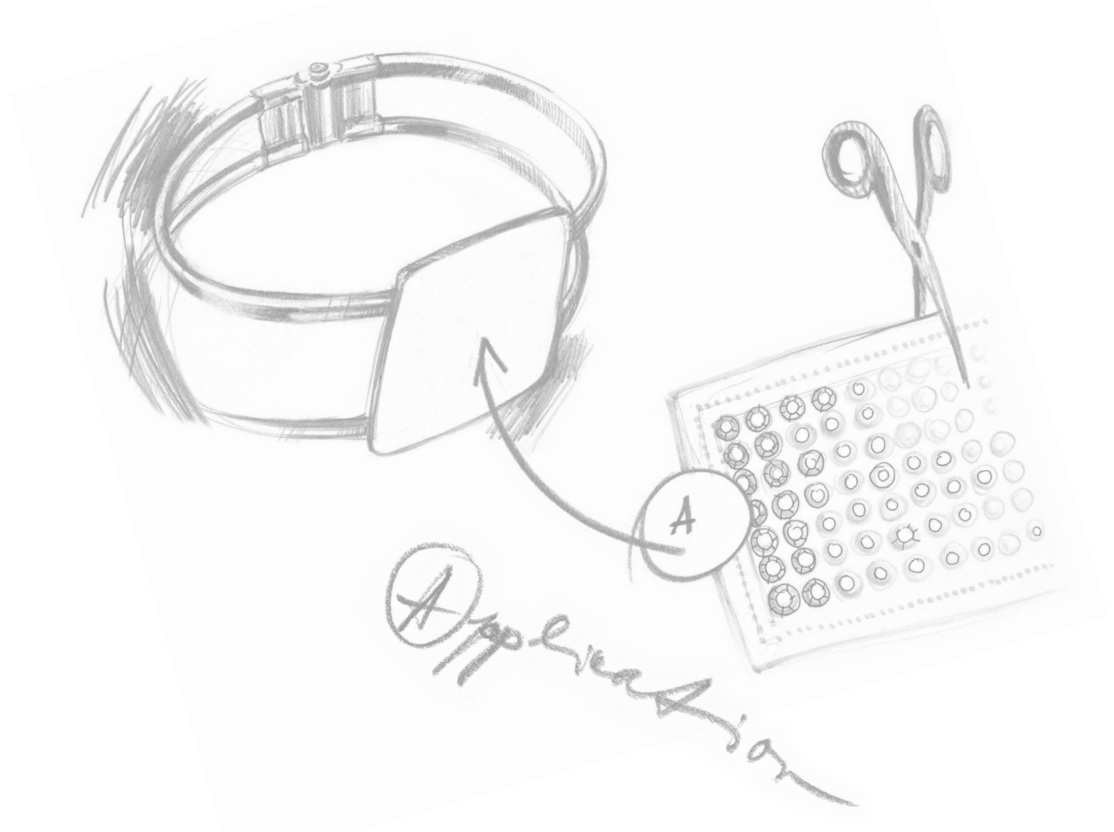
Italic Numbers, ss 6 + ss 10

No.	Digit	Art.	Colour	Available dimensions	Panel dimensions	Pieces in panel
				MM	MM	
1	0	SC1 CPNC 001	/xx	18.8×24.3	260×320	100
2	1	SC1 CPNC 002	/xx	13.4×24.3	260×320	150
3	2	SC1 CPNC 003	/xx	19.3×24.7	260×320	100
4	3	SC1 CPNC 004	/xx	19.7×24.3	260×320	100
5	4	SC1 CPNC 005	/xx	20.5×24.4	260×320	90
6	5	SC1 CPNC 006	/xx	19.3×24.5	260×320	100
7	6	SC1 CPNC 007	/xx	18.9×24.3	260×320	100
8	7	SC1 CPNC 008	/xx	18×24.5	260×320	110
9	8	SC1 CPNC 009	/xx	18×24.5	260×320	110
10	9	SC1 CPNC 010	/xx	18.9×24.4	260×320	100

NOTE:


The images do not represent the real dimensions of the product.






HIGH DENSITY SHEETS AND PHONE COVERS


HIGH DENSITY SHEETS	62
PHONE COVERS	64



High Density Sheet, ss 6



High Density Sheet, ss 10



High Density Sheet, ss 16

High Density Sheets

High Density Sheet, ss 6


No.	Art.	Colour	Available dimensions	Panel dimensions	Pieces in panel
			MM	MM	
1	SC1 CSCFRP 1	/xx	300×200	320×260	1

High Density Sheet, ss 10

No.	Art.	Colour	Available dimensions	Panel dimensions	Pieces in panel
			MM	MM	
2	SC1 CSCFRP 2	/xx	300×200	320×260	1





High Density Sheet, ss 16

No.	Art.	Colour	Available dimensions	Panel dimensions	Pieces in panel
			MM	MM	
3	SC1 CSCFRP 3	/xx	300×200	320×260	1



NOTE:
The images do not represent the real dimensions of the product.

Phone Covers 56.87 × 122.10 mm



Phone Covers

Phone Covers 56.87×122.10 mm, ss 6

No.	Art.	Colour	Available dimensions	Panel dimensions	Pieces in panel
			MM	MM	
1	SC1 CPCCAP 1	/xx	56.87×122.10	260×320	6
2	SC1 CPCCAP 2	/xx	56.87×122.10	260×320	6

Phone Covers 56.87×122.10 mm, ss 10

No.	Art.	Colour	Available dimensions	Panel dimensions	Pieces in panel
			MM	MM	
3	SC1 CPCCAP 3	/xx	56.87×122.10	260×320	6
4	SC1 CPCCAP 4	/xx	56.87×122.10	260×320	6

Available Colours



PMS 7520 C / Gold Quartz
21



PMS 401 C / Crystal Labrador
19




PMS Black 6 C / Jet Hematite
23

NOTE:


The images do not represent the real dimensions of the product.

Phone Covers 61.58×131.79 mm


5




6



7



8



Phone Covers

Phone Covers 61.58×131.79 mm, ss 6

No.	Art.	Colour	Available dimensions	Panel dimensions	Pieces in panel
			MM	MM	
5	SC1 CPCCAP 5	/xx	61.58×131.79	260×320	6
6	SC1 CPCCAP 6	/xx	61.58×131.79	260×320	6

Phone Covers 61.58×131.79 mm, ss 10

No.	Art.	Colour	Available dimensions	Panel dimensions	Pieces in panel
			MM	MM	
7	SC1 CPCCAP 7	/xx	61.58×131.79	260×320	6
8	SC1 CPCCAP 8	/xx	61.58×131.79	260×320	6

Available Colours



PMS 7520 C / Gold Quartz
21



PMS 401 C / Crystal Labrador
19




PMS Black 6 C / Jet Hematite
23

NOTE:


The images do not represent the real dimensions of the product.

Phone Covers 65.88×136.53 mm

9



10



Phone Covers

Phone Covers 65.88×136.53 mm

No.	Art.	Colour	Available dimensions	Type	Panel dimensions	Pieces in panel
			MM		MM	
9	SC1 CPCCSP 1	/xx	65.88×136.53	ss 6	260×320	6
10	SC1 CPCCSP 2	/xx	65.88×136.53	ss 10	260×320	6

Available Colours



PMS 7520 C / Gold Quartz
21



PMS 312 C / Aqua Bohemica
22



PMS 401 C / Crystal Labrador
19



PMS Black 6 C / Jet Hematite
23


NOTE:

The images do not represent the real dimensions of the product.

PANEL FORMATS

USUAL PUNCH-OUT FORMAT

Our catalogue items come on a standard 320×230 mm sheet which is perforated into pre-defined sections. This allows you to sell either the entire sheet or smaller groups of Sticky Crystal stones to your customers. Should this format not suit your needs, we can customize the perforations according to your specifications (see below).



CUSTOM PUNCH-OUT FORMAT

The standard 320×230 mm sheet can be perforated in any way you wish. The perforations can be made to your exact dimensions or design – you can even subdivide the sheet into individual stickers, if that is what you need. To order a Custom Punch-Out Format please contact your dedicated PRECIOSA Sales Representative.

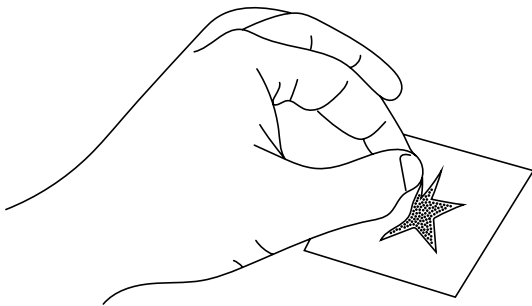
DIRECTIONS FOR USE

HOW TO APPLY STICKY CRYSTAL BY PRECIOSA CRYSTAL COMPONENTS


In order to ensure the product adheres perfectly to the surface of your object, the object must be clean, without any dust or residue, and without any trace of oil-based or silicon compounds.

If you position the product incorrectly, you can remove it by lifting it delicately from the surface onto which it has been applied and pulling it carefully. Make sure you keep the angle of contact with the surface less than 90°.

Although we test Sticky Crystal by PRECIOSA Crystal Components to the best of our knowledge, we cannot reasonably foresee every possible future use and application. Therefore, it is necessary, before you apply the product to your object, to test it on a sample object or on a small portion of it as the suitability of the product may be affected by your object surface's properties, by the way in which your product will be used, etc.



STEP 1: Carefully remove the Sticky Crystal by PRECIOSA Crystal Components from its backing.



STEP 2: Apply the Sticky Crystal by PRECIOSA Crystal Components on the object to be decorated, in the desired location.

WARNING:

CHOKING HAZARD – SMALL PARTS. Product contains small parts and functional sharp points. Not for children under 8. Not for consumption. Product not intended to be applied to the body. Adult supervision required.

TESTING FOR ADHESION

INTRODUCTION

Quality control testing on STICKY CRYSTAL by PRECIOSA Crystal Components was performed in accordance with international protocols. The tests were performed in French laboratories, designated by GSM, that specialize in fashion, cosmetics and glassworks. They were conducted by professional technicians in the requisite environments adapted for these tests. **A total of 12 tests were performed on a variety of surfaces including glass, plastic, metal and cardboard. The test details and results are summarized below.**

TESTS #1-8: RESISTANCE TO LIQUID EXPOSURE AND IMMERSION

1. Immersion in water for 48 hours
2. Immersion in water and ice for 8 hours
3. Immersion in white wine and champagne at room temperature for 24 hours
4. Exposure to drops of white wine and champagne over 24 hours
5. Immersion in red wine at room temperature for 24 hours
6. Exposure to drops of red wine over 24 hours
7. Immersion in sparkling red wine at room temperature for 24 hours
8. Exposure to drops of sparkling red wine over 24 hours

When the product was immersed in a coloured liquid, particularly in the sparkling red wine, it came out slightly darkened, with a slightly stained ring around each of the chatons. Although barely noticeable to the naked eye,

a delicate wipe with a soft non-corrosive cloth eliminated the ring and the product was brought back to its original state. All other tests were successful with no reported defects.

TEST #9: RESISTANCE TO DAMPNESS AND HUMIDITY

9. Tested in a humid pressure cooker type environment at a temperature of 80 °C for 2 hours (T=0 when pressure indicator pin rose). The test was repeated four times, with a 10 minute break in between each repetition. The product was then allowed to cool and dry for 8 hours.

After 8 hours, once the chaton roses and the backing had completely cooled down and dried, the chatons were unchanged and remained firmly adhered.

TEST #10: RESISTANCE TO COLD

10. Tested at -18 °C in a freezer for 48 hours.

Once the product returned to room temperature the chaton roses and the backing were unchanged and remained firmly adhered.

TEST #11: MECHANICAL ABRASION – NORMAL DAILY USE

11. The adhesive backing on the chaton roses and the digital printing process were tested for:

- Manual friction
- Mechanical friction
- Ageing as a reaction to UV/artificial lighting and natural light

All three tests were successful and no defects were reported.

TEST #12: PRODUCTION QUALITY CONTROL TEST – SIZE VARIATION AND COLOUR STABILITY

12. Measurement of product dimension and colour and printing quality included:

- Dimensions and permitted tolerances were measured and compared to declared values (deviation of ± 0.5 mm);
- The quality of the product design cut was inspected for cleanliness, accuracy and neatness; and
- The quality of the printing was tested for visible changes in printer colour (colour consistency and stability).

The products were examined both by the naked eye and under a digital microscope. No large or small defects were reported. In each instance the product was within declared tolerances, and cut to a high standard. There were no visible colour variations during the test. The product could be used and applied without problems as per product applications instructions.

OTHER RECOMMENDATIONS

When applying STICKY CRYSTAL by PRECIOSA Crystal Components onto or over a pre-existing logo, in particular on transparent or translucent surfaces (e.g. a glass bottle), the original logo may be visible under the applied chaton roses. This is especially true if lighter crystal component colours are chosen. We therefore suggest that you apply onto areas of the object where there are no logos or other pre-printed information. Alternatively, to minimize this effect, we suggest you choose dark chaton rose colours when issues such as these are present.

We also cannot guarantee or accept responsibility if STICKY CRYSTAL by PRECIOSA Crystal Components is not applied according to our Directions for Use guidelines.

DISTRIBUTION

OF STICKY CRYSTAL BY PRECIOSA CRYSTAL COMPONENTS



➤ **G.S.M.**
EU, Monaco, Norway, Turkey,
Switzerland, Liechtenstein

➤ **PRECIOSA**
Rest of the world

• **Distribution places**

PRECIOSA Service Centre

Opletalova 3197
466 67 Jablonec nad Nisou
Czech Republic

T +420 488 115 555

www.preciosa.com

G.S.M. SRL

Via Campania 1
41012 - Carpi (MO)
Italy

T +39 059 699658

www.stickycrystal.com

In case of interest in further PRECIOSA Crystal Components within the European Union and Turkey please do not hesitate to contact any of our authorized distributors:

Czech Rep.	Markéta Flintová - Glamour	www.glamourcz.eu
Germany	Görlach Besatzschmuck GmbH	www.goerlach-gmbh.de
Great Britain	Crystal Parade Dance Sport International Ltd. Juliette Designs Richards' Designs	www.crystalparade.co.uk www.dsi-london.com www.czechcrystals.co.uk www.richard-designs.com
Greece	Taxiarchis Chatzianagnostou Bros. S.A.	www.taxiarchis.com
Italy	CS-Italia Srl. G.S.M. Srl GI.MA. S.r.l. Mario Terraneo di Anna Maria Maurice Mode s.r.l. Scala Due S.r.l.	www.cs-italia.it www.gsmfixy.com www.gima-accessori.com www.m-terraneo.it www.mauricemode.com www.scaladue.it
Poland	Diament Studio IKA - Krzysztof Biernat	www.diamentstudio.com.pl www.ika-biernat.pl
Spain	Transworld import export, S.L.	www.traimex.com
Turkey	Buji Teks Acces. San ve Tic. Ltd. Sti.	www.bujiteks.com



Member of the PRECIOSA Group

PRECIOSA® is a registered trademark.

Preciosa Service Centre

Opletalova 3197
466 67 Jablonec nad Nisou
Czech Republic

www.preciosa.com

© 2016 Preciosa, a. s.
March 2016
SAP 4236776