





















CARE INSTRUCTIONS

To ensure the highest quality and longest lasting SWAROVSKI ELEMENTS applications, proper care is essential.

The Swarovski Hotfix adhesive is characterized by its wash resistance and easy-care properties.

CARE INSTRUCTIONS

							
General Recommendations	Turn inside out, choose a gentle wash cycle and use mild laundry detergent			Turn inside out and use mild laundry detergent	Do not wash!	Chlorine bleach may be used	Do not use chlorine bleach!
	To protect the crystals as much as possible, the use of a soft wash bag is recommended.						
Round Stones	✓						✓
Flat Backs No Hotfix	✓						✓
Flat Backs Hotfix	XILION Rose	✓					✓
	Creation Stones	✓					✓
	Creation Stones Plus*			✓			✓
	Ringed Roses	✓					✓
	Cabochon Round	✓					✓
Sew-on Stones	✓						✓
Fancy Stones	✓						✓
Beads	✓						✓
Crystal Pearls				✓			✓
Pendants					✓		✓
Self-adhesive Elements					✓		✓
Transfers	XILION Transfers	✓					✓
	Creation Transfers	✓					✓
	Creation Transfers Plus			✓			✓
	Pearl Transfers	✓					✓
	Diamond Transfers	✓					✓
	Metallic Transfers	✓					✓
	Mezzo Transfers	✓					✓
	Crystaltex Motives Transfers		✓				✓
Synthetics Hotfix	Crystal Fabric		✓				✓
	Crystal Rocks				✓		✓
	Crystal Transfabric		✓				✓
	Crystaltex/Crystaltex Chaton Bandings		✓				✓
Crystal Yarn				✓			✓
Plastic Trimmings	Basic Bandings	✓					✓
	Fishnet Bandings	✓					✓
	Decorative Bandings		✓				✓
	Plastic Components		✓				✓
Buttons, Fasteners & Zippers	Crystal Buttons	✓					✓
	Buttons with Plastic Shank		✓				✓
	Snap Fasteners & Decorative Buttons		✓				✓
	Jeans Buttons		✓				✓
	Buttons with Metal Shank		✓				✓
	Magnet Fasteners					✓	✓
	Zippers			✓			✓
Metal Trimmings	Chaton & Flat Back Bandings			✓			✓
	Rivets		✓				✓
	Stainless Steel Rivets		✓				✓
	Roses & Chaton Montées		✓				✓
	Crystal Pearl Rivets				✓		✓
Rose Pins		✓				✓	
Crystal Mesh				✓			✓
Cupchains & Findings					✓		✓
Knobs, Handles & Co					✓		✓

								
Turn inside out and dry at reduced temperature	Do not tumble dry!	Iron inside out using a silk/ polyester/viscose setting	Iron inside out using a wool setting	Do not iron!	The textile can be gently dry-cleaned using perchlorethylene. Turn inside out	The textile can be gently dry-cleaned using hydrocarbon. Turn inside out	The textile will withstand gentle professional wet cleaning. Turn inside out	The textile may not be dry-cleaned
		Ironing the textile inside out and using a pressing cloth is recommended		Do not iron directly over the crystals	To protect the crystals as much as possible, the use of a soft wash bag is recommended			
✓				✓		✓	✓	
✓				✓		✓	✓	
✓		✓			✓	✓	✓	
✓		✓			✓	✓	✓	
	✓			✓	✓	✓	✓	
✓		✓			✓	✓	✓	
✓		✓			✓	✓	✓	
	✓			✓	✓	✓	✓	
	✓			✓		✓	✓	
✓				✓	✓	✓	✓	
	✓			✓		✓	✓	
	✓			✓		✓	✓	
✓		✓			✓	✓	✓	✓
✓		✓			✓	✓	✓	
	✓			✓	✓	✓	✓	
✓		✓			✓	✓	✓	
✓		✓			✓	✓	✓	
✓		✓			✓	✓	✓	
	✓	✓				✓	✓	
	✓	✓				✓	✓	
	✓	✓						✓
	✓	✓				✓	✓	
	✓	✓				✓	✓	
	✓	✓				✓	✓	
	✓	✓				✓	✓	
	✓	✓				✓	✓	
	✓	✓				✓	✓	
	✓	✓				✓	✓	
✓				✓	✓	✓	✓	
	✓			✓	✓	✓	✓	
	✓			✓	✓	✓	✓	
	✓			✓	✓	✓	✓	
	✓			✓	✓	✓	✓	
	✓			✓	✓	✓	✓	
	✓			✓	✓	✓	✓	
	✓			✓	✓	✓	✓	
	✓			✓	✓	✓	✓	
	✓			✓	✓	✓	✓	
	✓			✓	✓	✓	✓	
	✓			✓	✓	✓	✓	
	✓			✓	✓	✓	✓	
	✓			✓	✓	✓	✓	
	✓			✓	✓	✓	✓	
	✓			✓	✓	✓	✓	
	✓			✓	✓	✓	✓	
	✓			✓	✓	✓	✓	
	✓			✓	✓	✓	✓	
	✓			✓	✓	✓	✓	✓
	✓			✓	✓	✓	✓	✓

A light layer of dust is most easily removed with a clean, dry, antistatic cloth. It is best to also wear white cotton gloves, so as to avoid unsightly fingerprints. For heavier dirt, lukewarm water with a little dishwashing detergent will suffice. Ideally you should use a damp and clean microfiber or thin, lint-free cotton cloth. Gently wipe each individual crystal and dry with a clean cloth. It is also best to wear white cotton gloves here.

Please ensure that when cleaning with moisture, only cleaning agents that do not damage the surrounding material are used. By correctly cleaning them, you will restore the full reflectivity of your SWAROVSKI ELEMENTS.



Cloth